


LIST OF STUDENTS ADMITTED FOR MBBS COURSE AT SREE NARAYANA INSTITUTE OF MEDICAL SCIENCES, CHALAKKA, ERNAKULAM, KERALA FOR THE ACADEMIC YEAR 2016-2017

Sl.No	Name of Students	Category (Govt./Mgmt/NRI / Management)	Sub Category SC/ST/OBC/General/NRI/Others	Marks obtained by student in 10+2 along with maximum marks(i.e. out of which)									Obtained in Entrance Exam conducted by Commissioner		NEET Mark Details	Date of Admission	Sex	Tuition Fees
				PCB Marks					English Marks				NEET Percentile	NEET Mark(Maximum Mark 720)				
				Physics	Chemistry	Biology	PCB Marks	PCB Maximum Marks	PCB %	English Marks obtained	Maximum English Mark	English %						
1	Aysha Lujain Basheer	Government	OBC- Muslim	83	96	93	272	300	90.6667	90	100	90	##	88		08/09/2016	F	250000
2	Athira C.K	Government	SC- Hindu Pulaya	75	64	75	214	300	71.3333	92	100	92	##	70		08/09/2016	F	1000
3	Sagar S	Government	OEC- Hindu Kudumbi	184	190	199	573	600	95.5	178	200	89	##	79		08/09/2016	M	1000
4	Harikrishnan C.M	Government	OBC- Hindu Ezhava	187	191	192	570	600	95	161	200	80.5	##	89		08/09/2016	M	250000
5	Sneha Joseph	Government	OBC-Christian-Latin Catholic	95	95	95	285	300	95	85	100	85	##	87		08/09/2016	F	250000
6	Reshma P.R	Government	OBC- Hindu Ezhava	184	198	196	578	600	96.3333	177	200	88.5	##	89		08/09/2016	F	250000
7	Rahul S	Government	OBC- Hindu Ezhava	196	197	200	593	600	98.8333	196	200	98	##	89		08/09/2016	M	250000
8	Ummul Awfa P.M	Government	OBC- Muslim	95	95	97	287	300	95.6667	95	100	95	##	88		08/09/2016	F	250000



9	Kajal K.T	Government	OBC- Muslim	90	95	95	280	300	93.3333	91	100	91	##	89			08/09/2016	F	250000
10	Rasiya T.K	Government	OBC- Muslim	189	197	194	580	600	96.6667	187	200	93.5	##	89			08/09/2016	F	250000
11	Angel Susan Jose	Government	General-Christian Jacobite	88	90	88	266	300	88.6667	80	100	80	##	89			08/09/2016	F	250000
12	Josna Jose	Government	General-Christian Roman Catholic	200	200	200	600	600	100	200	200	100	##	89			08/09/2016	F	250000
13	Aswathy P.V	Government	OBC- Hindu Thiyya	199	200	200	599	600	99.8333	187	200	93.5	##	89			08/09/2016	F	250000
14	Jithin Raj A	Government	General - Hindu- Nair	170	176	183	529	600	88.1667	153	200	76.5	##	90			08/09/2016	M	250000
15	Keerthy Rengan	Government	OEC- Hindu Dheevara	186	194	198	578	600	96.3333	192	200	96	##	84			08/09/2016	F	1000
16	Lubna K	Government	OBC- Muslim	195	197	198	590	600	98.3333	173	200	86.5	##	90			08/09/2016	F	250000
17	Sreya Hari	Government	OBC- Hindu Thiyya	200	200	200	600	600	100	192	200	96	##	88			08/09/2016	F	250000
18	Aiswarya V Kumar	Government	General- Hindu Nair	192	197	200	589	600	98.1667	190	200	95	##	89			08/09/2016	F	250000
19	Swetha Santhosh	Government	OBC- Hindu Ezhava	95	95	95	285	300	95	95	100	95	##	89			08/09/2016	F	250000
20	Sona K.K	Government	SC- Hindu Pulaya	170	180	185	535	600	89.1667	169	200	84.5	##	70			08/09/2016	F	1000





21	Ria Chacko	Government	General - Christian RC	92	95	98	285	300	95	95	100	95	##	91		09/09/2016	F	250000
22	Muslih M	Government	OBC- Muslim	175	177	188	540	600	90	182	200	91	##	90		09/09/2016	M	250000
23	Aminsha A	Government	OBC- Muslim	200	199	199	598	600	99.6667	189	200	94.5	##	89		09/09/2016	M	250000
24	Anusree S Vijay	Government	OBC- Hindu Viswakarma	75	81	79	235	300	78.3333	95	100	95	##	89		09/09/2016	F	250000
25	Rahana P.A	Government	OBC-Muslim	95	97	95	287	300	95.6667	95	100	95	##	90		09/09/2016	F	250000
26	Mohammed Arif Ali	Government	OBC-Muslim	168	180	182	530	600	88.3333	172	200	86	##	88		19/09/2016	M	250000
27	Sreerag P	Government	OBC- Hindu Ezhava	198	197	197	592	600	98.6667	168	200	84	##	87		19/09/2016	M	250000
28	Ajil Ravi	Government	OBC-Hindu Ezhava	198	196	200	594	600	99	190	200	95	##	87		20/09/2016	M	250000
29	Dhisha P Reji	Government	General Christian Jacobite	89	95	95	279	300	93	95	100	95	##	88		20/09/2016	F	250000
30	Aruna Asokan	Government	SC- Hindu Cherammar	196	196	200	592	600	98.6667	190	200	95	##	68		20/09/2016	F	1000
31	Chirsto Mathew	Government	OEC- Chirstian Cherammar	182	190	196	568	600	94.6667	183	200	91.5	##	81		20/09/2016	M	1000
32	Parvathi R Menon	Government	General- Hindu Nair (Menon)	95	95	95	285	300	95	95	100	95	##	88		20/09/2016	F	250000
33	Abeeda K	Government	OBC- Muslim	186	197	190	573	600	95.5	183	200	91.5	##	88		20/09/2016	F	250000




34	Binil Bhaskar	Government	ST_Hindu Marati	161	182	187	530	600	88.3333	180	200	90	##	54		20/09/2016	M	1000
35	Gowri M Pisharodi	Government	General Hindu	95	95	94	284	300	94.6667	95	100	95	##	89		20/09/2016	F	250000
36	Hamad Hamza	Government	OBC- Muslim	81	81	83	245	300	81.6667	94	100	94	##	87		20/09/2016	M	250000
37	Arun Kumar K.S	Government	SC- Hindu Sambava	192	192	199	583	600	97.1667	184	200	92	##	67		20/09/2016	M	1000
38	Lakshmy P Suresh	Government	SEBC Hindu- Veerashiava	86	94	97	277	300	92.3333	91	100	91	##	87		20/09/2016	F	250000
39	Sreelakshmi N.S	Government	OBC- Hindu Ezhava	194	194	198	586	600	97.6667	181	200	90.5	##	88		20/09/2016	F	250000
40	Dilna Das K	Government	OBC- Hindu Thiyya	164	182	192	538	600	89.6667	172	200	86	##	88		20/09/2016	F	250000
41	Hala Jowhara	Government	OBC- Muslim	86	97	95	278	300	92.6667	96	100	96	##	88		20/09/2016	F	250000
42	Neethulekshmi M	Government	OBC- Hindu Viswakarma	194	197	200	591	600	98.5	184	200	92	##	88		20/09/2016	F	250000
43	Sumith M	Government	OBC- Hindu Thiyya	190	197	196	583	600	97.1667	176	200	88	##	88		20/09/2016	M	250000
44	Marfia N.K	Government	OBC- Muslim	184	188	184	556	600	92.6667	170	200	85	##	88		20/09/2016	F	250000






45	Divya Mariam Mathew	Government	General Christian Orthodox	196	199	200	595	600	99.1667	198	200	99	##	88			20/09/2016	F	250000
46	Reniya Abdul Salam	Government	OBC- Muslim	198	197	198	593	600	98.8333	196	200	98	##	88			20/09/2016	F	250000
47	Abdul Basith	Government	OBC- Muslim	197	193	193	583	600	97.1667	179	200	89.5	##	88			20/09/2016	M	250000
48	Arathi K.V	Government	General Hindu Nair	200	200	200	600	600	100	200	200	100	##	88			20/09/2016	F	250000
49	Subin Kumar V.V	Government	OBC- Hindu Thiyya	123	108	157	388	600	64.6667	141	200	70.5	##	88			20/09/2016	M	250000
50	Maneesha Sasi	Government	Hindu- Nair	191	197	199	587	600	97.8333	184	200	92	##	86			26/09/2016	F	250000
51	Reshma Aby	Management	General Christian Jacobite	88	90	95	273	300	91	95	100	95		96.47	431		17/09/2016	F	1100000
52	Aarcha Syamgopal	Management	OBCHindu-Ezhava	89	88	81	258	300	86	95	100	95	0	94.83	402		17/09/2016	F	1100000
53	Gopika Sunil Kumar	Management	General Hindu Nair	94	95	95	284	300	94.6667	95	100	95	0	94.77	401		17/09/2016	F	1100000
54	Kajal Rajendran	Management	OBC- Hindu Ezhava	189	196	197	582	600	97	185	200	92.5	0	93.65	385		17/09/2016	F	1100000
55	Gautham M.S	Management	OBC Hindu Ezhava	88	76	93	257	300	85.6667	84	100	84	0	93.28	380		17/09/2016	M	1100000



56	Sheethal Sajeev	Managem	OBC- Hindu Ezhava	86	95	81	262	300	87.3333	80	100	80	0	93.28	380	17/09/2016	F	1100000
57	Parvathy Menon	Managem	General Hindu Nair	88	93	90	271	300	90.3333	95	100	95	0	92.23	367	17/09/2016	F	1100000
58	Gokul T.R	Managem	OBC- Hindu Ezhava	87	88	95	270	300	90	91	100	91	0	91.43	358	17/09/2016	M	1100000
59	Naveena Davis	Managem	OBC Christian Latin Catholic	93	95	86	274	300	91.3333	88	100	88	0	90.48	348	17/09/2016	F	1100000
60	Arathi Menon	Managem	General Hindu Nair	59	60	88	207	300	69	95	100	95	0	89.47	338	17/09/2016	F	1100000
61	Dorothy Lilia William	Managem	OBC- Christian Latin Catholic	76	90	85	251	300	83.6667	93	100	93	0	89.04	334	17/09/2016	F	1100000
62	Aravind T.R	Managem	OBC- Hindu Ezhava	79	77	97	253	300	84.3333	93	100	93	0	87.81	323	17/09/2016	M	1100000
63	Keerthana Vijayan	Managem	General Hindu- Menon	75	77	93	245	300	81.6667	97	100	97	0	87.35	319	17/09/2016	F	1100000
64	Ashik Abraham Saju	Managem	General Christian Jacobite	153	163	170	486	600	81	172	200	86	0	87.35	319	17/09/2016	M	1100000
65	Alim Yusuf A.K	Managem	OBC- Muslim	78	80	88	246	300	82	92	100	92	0	83.7	291	17/09/2016	M	1100000
66	Ann Maria Jojy	Managem	General Christian RC	84	95	92	271	300	90.3333	95	100	95	0	83.55	298	17/09/2016	F	1100000
67	Abhisha R Nair	Managem	General Hindu Nair	75	80	85	240	300	80	94	100	94	0	82.98	286	17/09/2016	F	1100000






68	Neelima Nelson	Managem	OBC Christian Latin Catholic	64	81	90	235	300	78.3333	91	100	91	0	81.45	276	17/09/2016	F	1100000
69	Kavyalakshmi P	Managem	OBC Hindu Ezhava	174	182	183	539	600	89.8333	187	200	93.5	0	81.28	275	17/09/2016	F	1100000
70	Megha Udayakumar	Managem	General Hindu Nair	144	154	188	486	600	81	180	200	90	0	81.12	274	17/09/2016	F	1100000
71	Janice Janil	Managem	General Christian Orthodox	89	94	94	277	300	92.3333	91	100	91	0	79.65	265	17/09/2016	F	1100000
72	Aswin Asok	Managem	OBC Hindu Ezhava	168	181	181	530	600	88.3333	185	200	92.5	0	69.62	214	17/09/2016	M	1100000
73	Swara Das P.R	Managem	OBC- Hindu Thiyya	81	89	94	264	300	88	94	100	94	0	65.8	198	17/09/2016	F	1100000
74	Navya Babu	Managem	OBC- Hindu Ezhava	77	70	87	234	300	78	89	100	89	0	62.68	187	17/09/2016	F	1100000
75	Parackal Akshara Sabu	Managem	OBC- Hindu Ezhava	156	177	177	510	600	85	173	200	86.5	0	45.58	132	19/09/2016	F	1100000
76	Mayuri Haridas	Managem	OBC Hindu Vaniyan	87	79	93	259	300	86.3333	92	100	92	0	87.23	318	22/09/2016	F	800000
77	Elsa Sara Soman	Managem	General Christian Jacobite	85	95	95	275	300	91.6667	95	100	95	0	93.58	384	23/09/2016	F	1100000
78	Lakshmi Sivakumar	Managem	OEC- Hindu Dheevara	95	95	96	286	300	95.3333	90	100	90	0	93.5	383	23/09/2016	F	1100000
79	Manu Smrith R	Managem	General Hindu Nair	95	86	95	276	300	92	85	100	85	0	90.96	353	23/09/2016	M	1100000





80	Kavya S	Managem	General Hindu Nair	91	92	95	278	300	92.6667	96	100	96	0	90.86	352	23/09/2016	F	1100000
81	Aneet Jose	Managem	General Christian RCSC	185	192	200	577	600	96.1667	182	200	91	0	90.66	350	23/09/2016	F	1100000
82	Ashish John P	Managem	General Christian RC	74	91	89	254	300	84.6667	88	100	88	0	93.8	387	24/09/2016	M	1100000
83	Irin Sabu	Managem	General Christian Jacobite	164	178	186	528	600	88	168	200	84	0	83.12	287	24/09/2016	F	1100000
84	Hari Krishna B	Managem	OBC Hindu Ezhava	148	150	165	463	600	77.1667	170	200	85	0	74.13	235	27/09/2016	M	1100000
85	Soubaghya P Kumar	Managem	General Hindu Nair	95	95	91	281	300	93.6667	92	100	92	0	88.39	328	28/09/2016	F	1100000
86	Jude Martin	NRI	General Roman Catholic	94	79	98	271	300	90.3333	96	100	96	0	82.51	283	17/09/2016	M	1500000
87	Jaivardhan A Menon	NRI	General Hindu Nair	74	64	87	225	300	75	91	100	91	0	80.32	269	17/09/2016	M	1500000
88	Adithya Santhilal	NRI	OBC Hindu Ezhava	151	176	181	508	600	84.6667	185	200	92.5	0	77.23	251	17/09/2016	F	1500000
89	Mithun Pappachan	NRI	General Christian RC	87	95	87	269	300	89.6667	95	100	95	0	76.66	248	17/09/2016	M	1500000
90	Stella Ann Simon	NRI	General Christian Marthomite	75	95	74	244	300	81.3333	95	100	95	0	70.11	216	17/09/2016	F	1500000
91	Abhirami Shaji	NRI	OBC Hindu Ezhava	64	77	68	209	300	69.6667	89	100	89	0	64.77	194	17/09/2016	F	1500000
92	Parvathy A Nair	NRI	General Hindu Nair	94	91	95	280	300	93.3333	95	100	95	0	61.86	183	17/09/2016	F	1500000
93	Mathew P Mathew	NRI	General Christian Jacobite	70	54	73	197	300	65.6667	93	100	93	0	60.21	177	17/09/2016	M	1500000
94	Namrata Sukumaran	NRI	SEBC Hindu-Mukkuva	63	53	76	192	300	64	73	100	73	0	55.05	160	17/09/2016	F	1500000





95	Akshay Raveendran	NRI	OBC Hindu Ezhava	74	65	94	233	300	77.6667	82	100	82	0	46.56	135	17/09/2016	M	1500000
96	Nithin Krishna K J	NRI	OBC Hindu Ezhava	149	180	184	513	600	85.5	181	200	90.5	0	42.42	124	17/09/2016	M	1500000
97	Aroma Sathish	NRI	OBCHindu-Ezhava	95	87	88	270	300	90	93	100	93	0	40.06	118	17/09/2016	F	1500000
98	Rahmathunnisa	NRI	OBC Muslim	154	154	170	478	600	79.6667	176	200	88	0	69.84	215	24/09/2016	F	1500000
99	Cyriac P George	NRI	General Christian RCSC	81	69	82	232	300	77.3333	90	100	90	0	57.85	169	28/09/2016	M	1500000
100	Anjali S	NRI	OBC Hindu-Ezhava	186	192	176	554	600	92.3333	182	200	91	0	79.33	263	28/09/2016	F	1500000

1. Total Number of intake capacity granted by Medical Council of India	: 100																	
2. Total Number of students admitted	: 100																	
3. Total Number of students admitted under Government quota	: 50																	
4. Total Number of students admitted under Management quota	: 35																	
5. Total Number of students admitted under NRI/ Foreign / PIO Quota	: 15																	
6. Total Number of students under General Category	: 35																	
7. Total Number of students admitted under SC category	: 4																	
8. Total Number of students admitted under ST category	: 1																	
9. Total Number of students admitted under OBC category	: 54																	
10. Total Number of students admitted under others: (OEC) -4 (SEBC)-2	: 6																	
11. Total number of students admitted	Male: 32 Female : 68																	
12. No. of students admitted after 30/9/2016 if any	: Nil																	
13. Copy of letter issued by State Govt/DME with regard to fixation of ratio in Management & Govt.quota in Medical Colleges of your state for the academic year 2016- 2017 (attached)																		



PRINCIPAL  
Sree Narayana Institute of  
Medical Sciences (SNIMS)